

# FLIR i5

A small infrared revolution

- Outstanding ease-of-use
- Fully automatic
- Focus free
- Compact and light weight (340 g, 0.75 lb.)
- SD card storage
- Reporting and analysis software included
- Outstanding accuracy



Extremely small  
Lightweight (340g, 0.75 lb.)  
Very affordable  
Easy-to-use

# FLIR i5

A small infrared revolution

The new i5 from FLIR Systems is the smallest, lightest and most affordable infrared camera on the market. It is incredibly easy to use and requires no former experience. It really is a matter of "point-shoot-detect" to obtain high-quality infrared images that will immediately give you the infrared information you need.

### Not magic... impressive technology

Infrared radiation (IR) is emitted by every object above a temperature of -273°C. The human eye cannot detect infrared radiation, but an infrared camera can. It can take pictures of objects to show the amount of heat they are emitting. Such pictures consist of a map of colours that show surface temperatures of the object. An infrared camera is an invaluable diagnostic tool in a variety of industries, as it can detect abnormally hot or cold areas or components. In other words, you can detect problems that are not normally visible with the naked eye.

### The benefits of infrared

An infrared camera is a powerful maintenance tool, as in many instances equipment failure is preceded by a period of increasing heat. An infrared camera is also an excellent building inspection instrument, it quickly scans and identifies problem areas that can't be seen by the naked eye. It is also used for repair verification and insurance purposes. An infrared camera gives you the following benefits:

- Detect hidden problems, make quick damage assessments and perform preventive inspections
- Survey buildings to find moisture and leaks
- Identify energy losses and poor insulation
- Spot electrical faults before it is too late
- Produce instant infrared images of your findings
- Create reports, analyse and document your findings with the easy-to-use software



### Flexible recording and PC connectivity:

- Single image JPEG storage to SD Card
- USB file transfer to PC
- Compatible with FLIR Reporter 8 and FLIR QuickReport software

### Measurement:

- Full temperature measurement ranges up to 250 °C as standard
- Standard range of measurement tools:
  - Spotmeter
  - correction for emissivity and reflected temp.
  - emissivity table




Save time and money in 3 steps:



### Electrical & mechanical applications


- Safety inspections
- Spot loose connections
- Insulation failure
- HVAC\* problems
- Component failure
- Verify after repair

#### Locate electrical problems



Issues with electrical connections, wiring or other system components are clearly highlighted as "hot spots" with infrared imaging. This makes them easy to locate and repair. You can clearly see the overheated connections on the thermal image.

#### Check mechanical devices



Inspection of this water pump shows no problem. The infrared image verifies that there is water in the pump cylinder and there is no danger of overheating the pump.



### Building applications


- Underfloor heating
- Poor insulation
- Air leakage
- Water damage
- Windows (air leakage, energy)
- Radiators and pipes

#### Quickly diagnose Building conditions



The infrared inspection locates missing insulation in the roof. This can now be repaired and further energy loss prevented.

#### Detect plumbing issues



The blockage in this pipe is quickly located using a thermal camera. Action will be taken before the problem worsens.

(\* Heating, ventilating and air conditioning)

## FLIR Systems: An infrared pioneer

FLIR Systems is the global leader in infrared cameras, having manufactured them since the 1950s. Our camera systems and software solutions are designed, developed and manufactured at our plants in Stockholm, Sweden, and Boston and Santa Barbara, USA.

### FLIR Systems AB

World Wide Thermography Center  
Rinkebyvägen 19 - PO Box 3  
SE-182 11 Danderyd  
Sweden  
Tel: +46 (0)8 753 25 00  
Fax: +46 (0)8 755 07 52  
e-mail: sales@flir.se  
www.flir.com

### FLIR Systems Co Ltd.

Room 1613-15, Tower 2,  
Grand Central Plaza,  
138 Shatin Rural Committee Road,  
N.T, Hong Kong  
Tel: +852 2792 8955  
Fax: +852 2792 8952  
e-mail: flir@flir.com.hk  
www.flir.com.hk



### Leasing and financing

FLIR Systems offers various leasing alternatives. Contact your local office to find out all the details.

### Training

FLIR Systems cooperates with the Infrared Training Centre, an independent, ISO certified training facility, which offers:

- Standard and customized infrared training programs
- Courses at its own facilities and customer sites
- Application specific courses
- Software specific courses

For more info visit [www.infraredtraining.com](http://www.infraredtraining.com)

## Technical specifications

<b>Imaging and optical data</b>	
Field of view (FOV)	17° × 17°
Thermal sensitivity/NETD	< 0.1°C (0.18°F)
Image frequency	9 Hz
Focus / min focus distance	Focus free / from 0.6 m (2 ft)
<b>Detector data</b>	
Detector type	Focal plane array (FPA), uncooled microbolometer
Spectral range	7.5–13 µm
IR resolution	80 × 80 pixels
<b>Image presentation</b>	
Display	2.8 in. color LCD
Image Adjustment	Automatic adjust/lock image
<b>Measurement</b>	
Object temperature range	0°C to +250°C
Accuracy	±2°C or ±2% of reading,
<b>Measurement functions</b>	
	Spotmeter, correction for emissivity and reflected temp., emissivity table
<b>Set-up</b>	
Menu commands	Palettes (black and white, iron and rainbow), C/F, language, date and time format
<b>Image storage</b>	
Image storage type	miniSD Card
File formats	Standard JPEG, 14-bit measurement data included
Compatible with FLIR software	FLIR Reporter 8 and FLIR QuickReport
<b>Data communication interfaces</b>	
Interfaces	USB Mini-B, Data transfer to and from PC
<b>Power system</b>	
Battery type	Rechargeable Li Ion battery
Battery operating time	Approx. 5 hours at +25°C ambient temp. and typical use
Charging system	Battery is charged inside the camera.
Power management	Automatic shut-down
AC operation	AC adapter, 90–260 VAC input. 5 V output to camera
<b>Environmental data</b>	
Operating temperature range	0°C to +50°C
Storage temperature range	-40°C to +70°C
Humidity (operating and storage)	IEC 60068-2-30/24 h 95% relative humidity
Encapsulation	Camera housing and lens: IP 43 (IEC 60529)
Bump / Vibration	25 g (IEC 60068-2-29) / 2 g (IEC 60068-2-6)
<b>Physical characteristics</b>	
Weight	340 g
Size, L x W x H	223 mm x 79 mm x 83 mm
<b>Packaging, contents</b>	
	FLIR QuickReport CD, Getting Started Guide and User's manual CD in 21 languages, Hand strap, Battery, Power supply/charger with EU, UK, US and Australian plugs, USB cable, miniSD Card, 512 MB

SPECIFICATIONS ARE SUBJECT TO CHANGE WITHOUT NOTICE

© Copyright 2008, FLIR Systems, Inc. All other brand and product names are trademarks of their respective owners.  
1558709[en-SV]\_A