


Traditional Spot Meter



Non contact spot meter gives an average reading over an area, and do not show the hot spot.

FLIR i7



A thermal image with 120 x 120 pixels resolution pin points hot spots instantly.

VS

“EVERY industry and area of human endeavor has its innovators, its standouts, and its pioneers. Many folks believe in the 80 – 20 rule where 20% of those in any industry are the movers and shakers while 80% of the people are merely imitating those at the top of the food chain. Experience how thermography helps in temperature measurement by using a FLIR i5 or FLIR i7”



To receive the **SPECIAL OFFER** Save **48%** for “Thermography Basics” Web Course by the world-class Infrared Training Center (ITC)

Order by 31/12

Asia Pacific Offices Address

Asia Pacific Headquarters - Hong Kong - FLIR Systems Co., Ltd

Tel: +852 2792 8955 Fax: +852 2792 8952 Email: flir@flir.com.hk

China Head Office - Shanghai - FLIR Systems (Shanghai) Co., Ltd

Tel: +86 21 5169 7628 Fax: +86 21 5466 0289 Email: shanghai@flir.com.cn

Australia Head Office - Melbourne - FLIR Systems Australia Pty Ltd

Tel: +61 3 9550 2800 Fax: +61 3 9558 9853 Email: info@flir.com.au

Japan Office - Tokyo - FLIR Systems Japan KK

Tel: +81 3 6277 5681 Fax: +81 3 6277 5682 Email: info@flir.jp

Korea Office - FLIR Systems Korea Co., Ltd

Tel: +82 2 541 1834 Fax: +82 2 739 1463 Email: flir@flirkorea.com

Taiwan Representative Office

Tel: +886 2 2757 9662 Fax: +886 2 2757 6723 Email: flir@flir.com.hk

India Representative office

Tel: +91 11 4606 7100 Fax +91 11 4606 7110 Email: flir@flir.com.hk

FLIR i5 & FLIR i7 Technical Specifications

Imaging and optical data

	FLIR i5	FLIR i7
Field of view (FOV)	17° x 17°	25° x 25°
Minimum focus distance	0.6 m	0.6 m
Spatial resolution (IFOV)	3.71 mrad	3.71 mrad
Thermal sensitivity/NETD	< 0.1°C	< 0.1°C
Image frequency	9 Hz	9 Hz
Focus	Focus free	Focus free

Detector data

	FLIR i5	FLIR i7
Detector type	Focal plane array (FPA), uncooled microbolometer	Focal plane array (FPA), uncooled microbolometer
Spectral range	7.5–13 μm	7.5–13 μm
IR resolution	80 x 80 pixels	120 x 120 pixels

Image presentation

	FLIR i5	FLIR i7
Display	2.8 in. color LCD	2.8 in. color LCD
Image adjustment	Automatic adjust/lock image	Automatic adjust/lock image

Measurement

	FLIR i5	FLIR i7
Object temperature range	-20°C to +250°C	-20°C to +250°C
Accuracy	±2°C or ±2% of reading	±2°C or ±2% of reading

Measurement analysis

	FLIR i5	FLIR i7
Spotmeter	Center spot	Center spot
Area	-	Box with max./min.
Isotherm	-	Above/below
Emissivity correction	Variable from 0.1 to 1.0	Variable from 0.1 to 1.0
Emissivity table	Emissivity table of predefined materials	Emissivity table of predefined materials
Reflected apparent temperature correction	Automatic, based on input of reflected temperature	Automatic, based on input of reflected temperature

Set-up

	FLIR i5	FLIR i7
Color palettes	Black and white, iron and rainbow	Black and white, iron and rainbow
Set-up commands	Local adaptation of units, language, date and time formats	Local adaptation of units, language, date and time formats

Storage of images

	FLIR i5	FLIR i7
Image storage type	miniSD card	miniSD card
File formats	Standard JPEG, 14-bit measurement data included	Standard JPEG, 14-bit measurement data included

Data communication interfaces

	FLIR i5	FLIR i7
Interfaces	USB Mini-B: Data transfer to and from PC	USB Mini-B: Data transfer to and from PC

Power system

	FLIR i5	FLIR i7
Battery type	Rechargeable Li Ion battery	Rechargeable Li Ion battery
Battery voltage	3.6 V	3.6 V
Battery operating time	Approx. 5 hours	Approx. 5 hours
Charging system	Battery is charged inside the camera.	Battery is charged inside the camera.
Charging time	3 hours to 90% capacity	3 hours to 90% capacity
Power management	Automatic shut-down	Automatic shut-down
AC operation	AC adapter, 90–260 VAC input, 5 V output to camera	AC adapter, 90–260 VAC input, 5 V output to camera

Environmental data

	FLIR i5	FLIR i7
Operating temperature range	0°C to +50°C	0°C to +50°C
Storage temperature range	-40°C to +70°C	-40°C to +70°C
Humidity (operating and storage)	IEC 60068-2-30/24 h 95% relative humidity	IEC 60068-2-30/24 h 95% relative humidity
EMC	<ul style="list-style-type: none"> EN 61000-6-2:2005 (Immunity) EN 61000-6-3:2007 (Emission) FCC 47 CFR Part 15 Class B (Emission) 	<ul style="list-style-type: none"> EN 61000-6-2:2005 (Immunity) EN 61000-6-3:2007 (Emission) FCC 47 CFR Part 15 Class B (Emission)
Encapsulation	Camera housing and lens: IP 43 (IEC 60529)	Camera housing and lens: IP 43 (IEC 60529)
Bump	25 g (IEC 60068-2-29)	25 g (IEC 60068-2-29)
Vibration	2 g (IEC 60068-2-6)	2 g (IEC 60068-2-6)

Physical data

	FLIR i5	FLIR i7
Camera weight, incl. battery	0.34 kg	0.34 kg
Camera size (L x W x H)	223 x 79 x 83 mm	223 x 79 x 83 mm

0909237br_en



Imagine the function of 14,400 “Spot Meters” in one SMALL Thermal Imager

FLIR i7 - New thermal imager offers professional-grade resolution at entry-level price

- 120 x 120 pixels of infrared resolution at an entry-level price
- Perfect for Predictive Maintenance and Building Efficiency
- SPECIAL OFFER: Thermography Basics Web Course




Full Picture is Key to Success

The compact FLIR i7 reveals abnormal temperature readings with crisp images displayed on a large 2.8" high-resolution color LCD. It leverages FLIR's extensive user input with a fully-automatic design, intuitive menu navigation, and focus-free lens that make it easy to use even for newcomers to thermal imaging!

FLIR i7 Perfect for Building Efficiency

The new FLIR i7 is an affordable infrared camera with **120x120** pixels FPA with high quality image, high accuracy, area max/min, isotherm (above/below), focus free viewing, and storage on miniSD card.




Floor/Heating **Roof/Moisture damage** **Pipes blockage/Leakage** **Insulation/HVAC efficiency**



FLIR i5 Perfect for Predictive Maintenance and Electrical Application

The FLIR i5 from FLIR Systems is the smallest, lightest and most affordable infrared camera with **80x80** pixels IR resolution on the market. It is incredibly easy to use and requires no former experience. It really is a matter of "point-shoot-detect" to obtain high-quality infrared images that will immediately give you the infrared information you need.



Switch panels **Cables** **Motors** **Machines** **Valves**

Key Features of FLIR i5 and FLIR i7		
	FLIR i5 Perfect for Predictive Maintenance and Electrical Application	FLIR i7 Perfect for Building Efficiency
Differentiation	80 x 80 pixels	120 x 120 pixels
	Field Of View (FOV) 17° x 17°	Field Of View (FOV) 25° x 25°
	<ul style="list-style-type: none"> Centerspot measurement 	<ul style="list-style-type: none"> Centerspot measurement Area (max/min) Isotherm (above/below)
Advantages in common	<ul style="list-style-type: none"> Extremely lightweight, 340g Large 2.8" color LCD with quality images saved on miniSD card Long, 5 hours battery life Focus free lens for quick and convenient viewing 	

Package includes:

- FLIR i5/FLIR i7 Infrared Camera
- Hand strap
- Hard Transport Case
- Battery (inside camera)
- FLIR QuickReport CD
- Power supply/charger with EU, UK, US and Australian plugs
- Printed Getting Started Guide
- USB cable
- User documentation CD-ROM
- miniSD card (512 MB), with SD card adapter
- Calibration certificate